

# Listings Accuracy

## Article Content

The Listings Accuracy page has graphs that report details about listings.

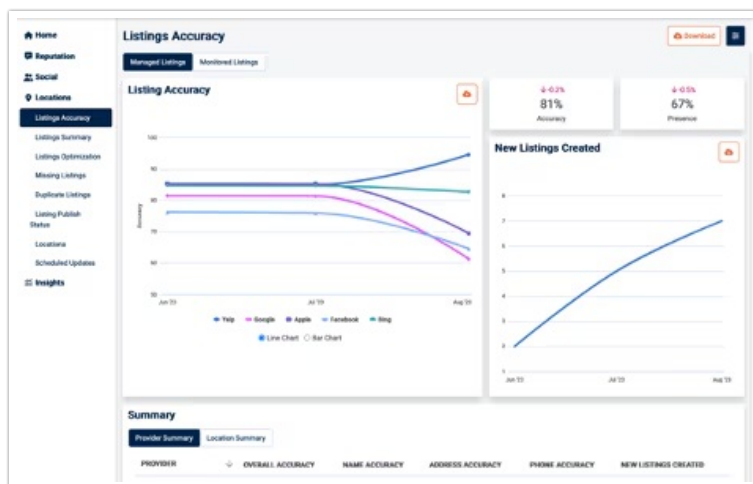
Included are:

- **Listing Accuracy**—Statistics over time for listing accuracy, which includes accuracy of Name, Address, and Phone number for the location
- **Accuracy and Presence**—Changes in listing accuracy and presence over time. These two metrics are also available on the Chatmeter Mobile App on the **Listings** page.
- **New Listings Created**—Numbers of new listings created over time
- **Summary**—Breaks the accuracy statistics by provider into overall accuracy and specifics for name, address, and phone number, and number of new listings created

## Viewing Listings Accuracy

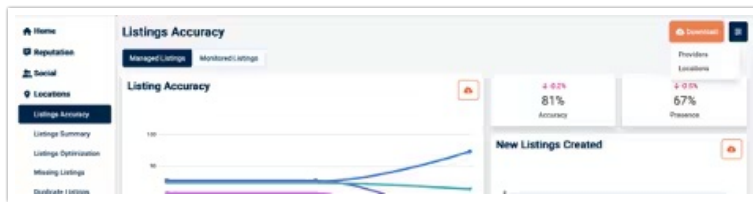
To find the Listings Accuracy page, follow these steps:

1. Login to your Chatmeter account in LocationHQ.
2. Go to Locations > Listing Accuracy.

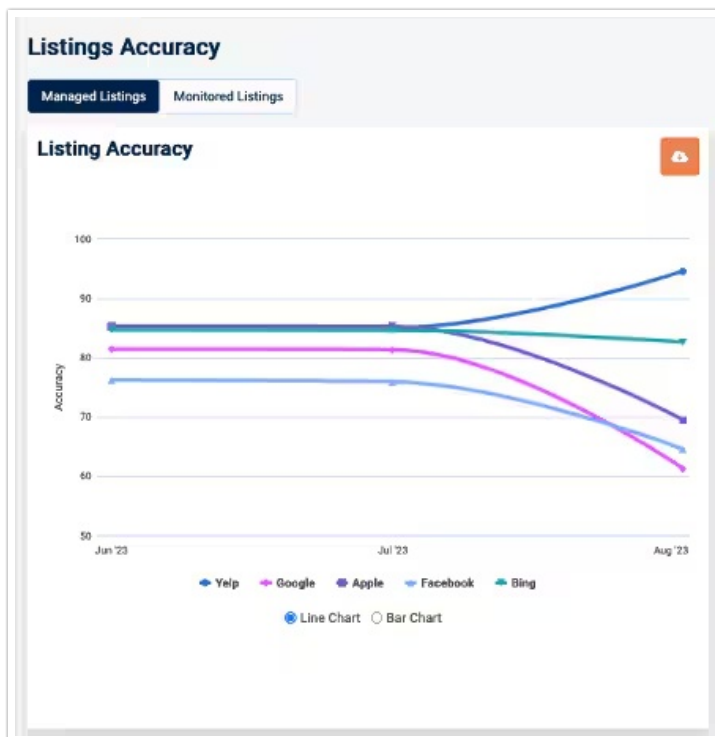


Note that if you have Listings Management, you can look at the **Listings Accuracy** data for **Managed Listings** separately from **Monitored Listings** by selecting the respective tabs. You can filter the **Listings Accuracy** report using the **Global Filter**, which is accessible from the three-layer icon in the upper right to search for specific accounts, groups, or locations, or, through the **Page Filter**, to search for specific providers.

You can download the data results into a CSV-formatted file, sorted by either providers or locations.



You can also download the **Listing Accuracy** or **New Listings Created** graphs by selecting the small download icon in the upper right corner of the graph.



Related Articles