

# Alchemer Workflow PeopleSoft Initiator

The PeopleSoft initiator is available for purchase as an add-on. If you are interested in purchasing, please [contact us](#) for additional information.

## Overview

PeopleSoft is a suite of applications that mid-sized to large companies incorporate as a workforce management solution. This integration facilitates the distribution of surveys in areas such as employee satisfaction, onboarding, training, and benefits, enhancing data-driven decision-making, boosting employee engagement, and automating time-consuming HR processes through Alchemer's robust Workflow and survey capabilities.

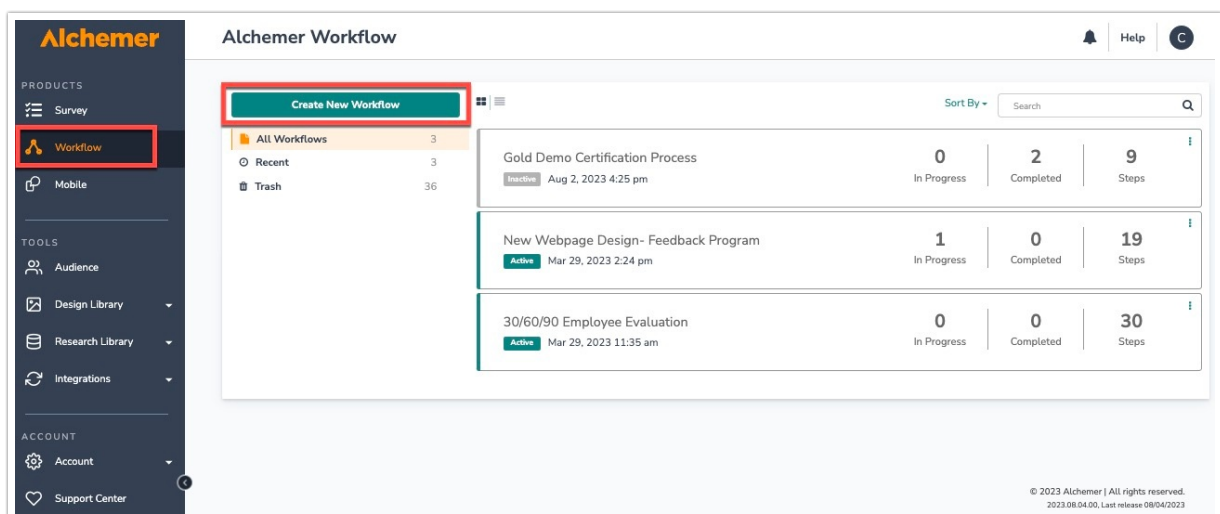
With PeopleSoft and Alchemer, you and your team can:

- Integrate Alchemer Survey and Workflow capabilities into your PeopleSoft processes and flows by initiating a Workflow in Alchemer when defined events occur in a PeopleSoft application.

The PeopleSoft initiator uses webhooks. You can call the initiator from anywhere in PeopleSoft where you are able to make HTTPS calls to a webhook.

## Setup

1. Create a new Workflow.




The screenshot shows the Alchemer Workflow management interface. On the left is a dark sidebar with navigation options: PRODUCTS (Survey, Workflow, Mobile), TOOLS (Audience, Design Library, Research Library, Integrations), and ACCOUNT (Account, Support Center). The 'Workflow' option is highlighted with a red box. The main content area is titled 'Alchemer Workflow' and features a 'Create New Workflow' button at the top left, also highlighted with a red box. Below this is a table of existing workflows:

Workflow Name	In Progress	Completed	Steps
Gold Demo Certification Process <small>Inactive Aug 2, 2023 4:25 pm</small>	0	2	9
New Webpage Design- Feedback Program <small>Active Mar 29, 2023 2:24 pm</small>	1	0	19
30/60/90 Employee Evaluation <small>Active Mar 29, 2023 11:35 am</small>	0	0	30

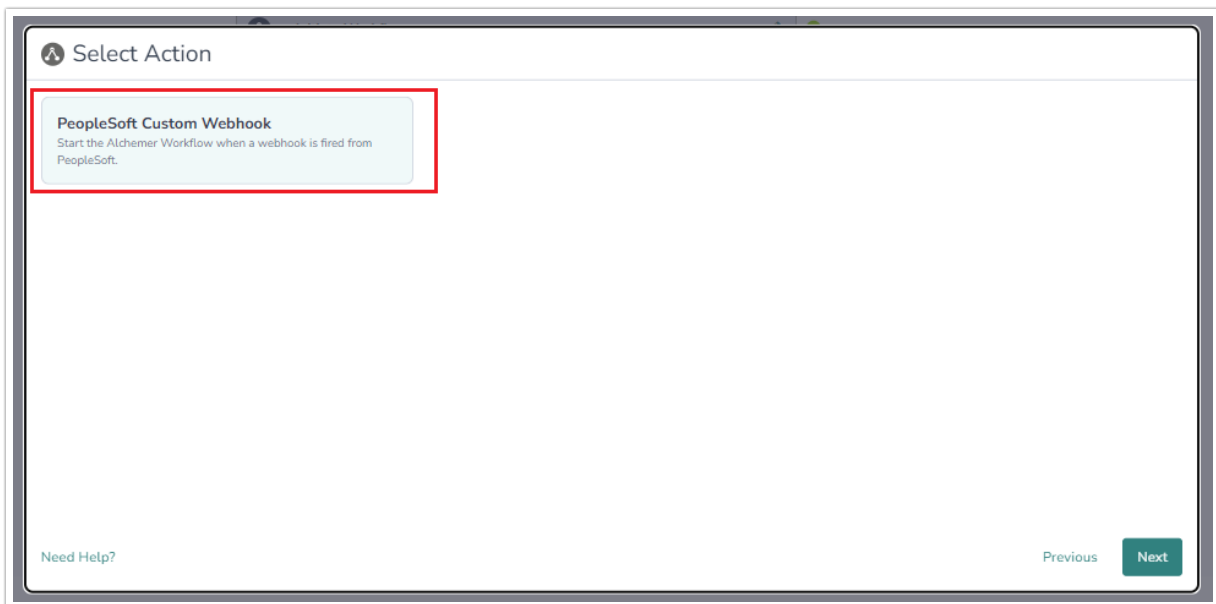
At the bottom right of the interface, there is a copyright notice: © 2023 Alchemer | All rights reserved. 2023.08.04.00, Last release 08/04/2023.

2. Name the new Workflow.

3. Select PeopleSoft as your Workflow initiator.



4. Select "PeopleSoft Custom Webhook" then click "Next."



5. Hit "Next" on the initiator overview screen.



6. Copy the provided webhook URL. You will need this URL to configure the webhook in PeopleSoft.

**Configure Initiator**

PeopleSoft | Custom Webhook

**Webhook URL**  
Set the webhook URL in PeopleSoft to this endpoint.  
[Learn more](#)

https://1580c26-7d2b-403f-990e-5b9f-4b31dec.trayapp.io

**Custom Fields**  
Add Custom Fields to define the fields this webhook should accept. Fields can be passed as any combination of query parameters and/or as JSON in the body of a POST request.

**Custom Fields** (optional)

- 0  
employee\_id

Add to Custom Fields

Previous Save

7. In PeopleSoft, create the webhook that, once fired, will initiate your Workflow in Alchemer. Complete the following:

- Set the endpoint to the webhook URL supplied by Alchemer.
- Select POST or GET as the method.
- Add fields that you want Dynamics to pass to Alchemer Workflow as query parameters or in the body as JSON.


8. Return to Alchemer Workflow, and define what Custom Fields Alchemer should accept. When done, click "Add to Custom Field".

The Custom Field names must exactly match the field keys in PeopleSoft that you added as query parameters or in the body as JSON.

### Configure Initiator

PeopleSoft | Custom Webhook

**Webhook URL**  
Set the webhook URL in PeopleSoft to this endpoint.  
[Learn more](#)

`https://1580c26-7d2b-403f-990e-5b9f4b31dec.trayapp.io` 

**Custom Fields**  
Add Custom Fields to define the fields this webhook should accept. Fields can be passed as any combination of query parameters and/or as JSON in the body of a POST request.

**Custom Fields** *(optional)*

0

[Add to Custom Fields](#)

[Previous](#) [Save](#)

9. Click "Save" to complete the initiator.

## Merge Codes

When the webhook fires, PeopleSoft will pass any custom fields to Alchemer Workflow. After configuring this initiator, you can use these fields in merge codes, logic, and other Workflow features.

For more information on how to use these merge codes in your Workflow, [check out this article](#).

## FAQs

▶ What permissions do I need within Alchemer to set-up and use the PeopleSoft initiator?

▶ This initiator doesn't fit my use cases, or I want to provide feedback to the Alchemer Product Team!

Related Articles