

Download Center

The Download Center is the central place to view and export any downloads you have initiated on your data across all the apps you have access to.

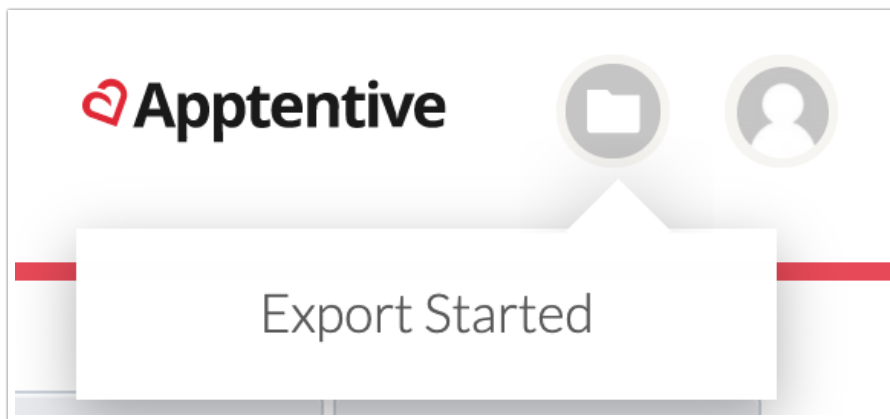
How to Use the Download Center

The Download Center is located on the top navigation bar after selecting the following icon:



The Download Center is the central place to retrieve exports of the following data across your Apps once you initiate them from their respective areas of the Alchemer Digital dashboard: Surveys, Translations, App Health, All Apps Rollup, Conversations. Please note that any downloads for Insights will go directly to the browser.

Once you initiate a download you will be notified when it has started, completed, or failed underneath the Download Center icon on the navigation bar.





The Download Center icon will have a red circle around it to indicate when there are new downloads waiting for you to view. If the download fails to complete we recommend to manually retry the download again.


Tip: If you are having trouble exporting large files, try downloading the data in smaller batches.



On the Download Center page itself, you will be able to view the status of all available

downloads which can be either: completed, in-progress, or failed. Each download type will be located in it's table which you can search by file name, and sort and filter as well

Survey Exports



  Note: Files older than 90 days will be automatically deleted






<input type="checkbox"/>	FILE NAME	STATUS	APPLICATION	PLATFORM	EXPORT TIME PERIOD	DATE CREATED	FILE SIZE
<input type="checkbox"/>	Android Dev All Combos Survey Survey Export 2021-03-26.csv		Android Dev	Android	Mar 31, 2021 - Mar 31, 2021	Mar 26, 2021	832 B
<input type="checkbox"/>	Demo App Getting To Know You Survey Export 2021-03-23.csv		Demo App	iOS	Mar 31, 2021 - Mar 31, 2021	Mar 23, 2021	35.5 kB

All completed downloads can be exported by selecting the checkbox next to them and then selecting the download icon.

Survey Exports

  Note: Files older than 90 days will be automatically deleted



<input type="checkbox"/>	FILE NAME	STATUS	APPLICATION	PLATFORM	EXPORT TIME PERIOD	DATE CREATED	FILE SIZE
<input type="checkbox"/>	Android Dev All Combos Survey Survey Export 2021-03-26.csv		Android Dev	Android	Mar 31, 2021 - Mar 31, 2021	Mar 26, 2021	832 B
<input type="checkbox"/>	Demo App Getting To Know You Survey Export 2021-03-23.csv		Demo App	iOS	Mar 31, 2021 - Mar 31, 2021	Mar 23, 2021	35.5 kB

You can also delete completed downloads as well, once you are done exporting them, to keep your downloads list clean. Otherwise, they will automatically be deleted 90 days after they have become available.

Related Articles