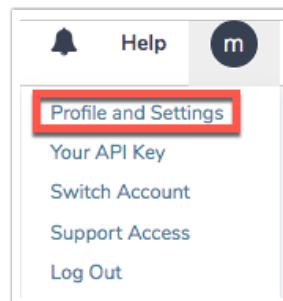
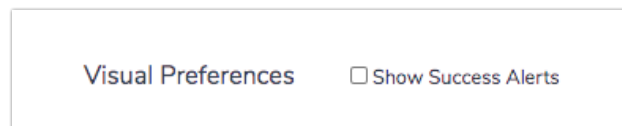


Turn Off Success Alerts

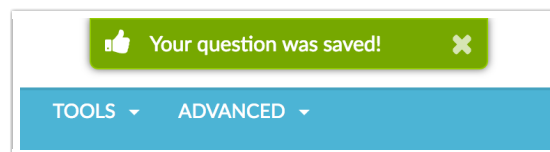
To set your preferences for the success alerts that display within the application, select the **profile icon** in the top right of the Alchemer Dashboard. From the dropdown that displays, select **Profile and Settings**:



Via the **Profile and Settings** page, deselect the option of Visual Preferences to show a success alert:



You can turn on and off success alerts here. These are the messages that slide down to let you know an action is completed.



Related Articles