

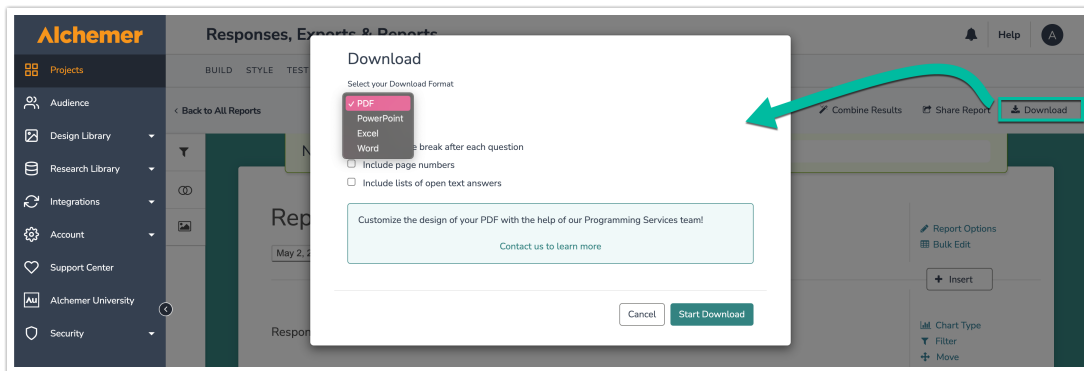
# Report Downloads: Insert Page Breaks and Page Numbers

## In-App Download Options

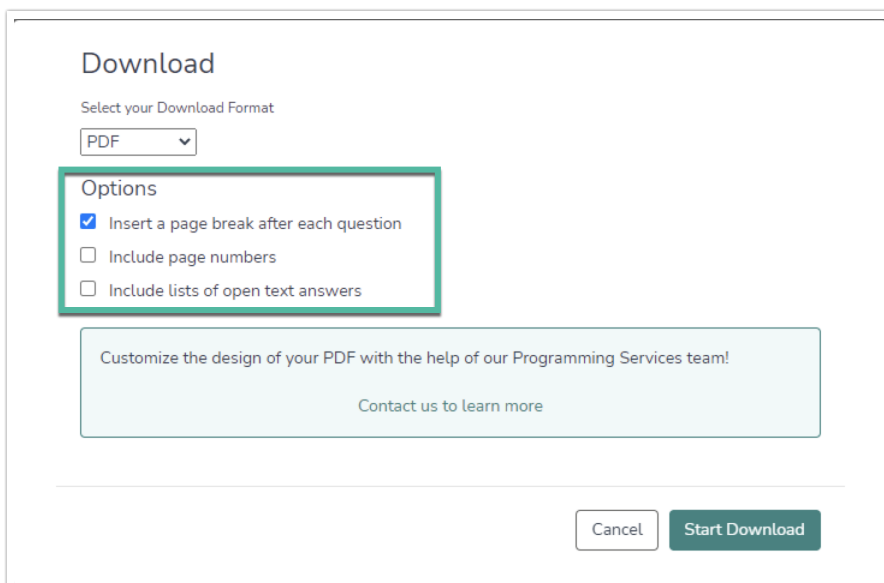
When downloading a PDF version of a Standard Report, you can choose these options:

- Insert a page break after each question
- Include page numbers
- Include lists of open text answers

To access these options when exporting the PDF, go to your Standard Report then click the **Download** option:




Next, select PDF as the export type and choose the desired exporting options. Click **Start Download** when you are ready to proceed.



## Share Download Options

When [sharing a report](#), you have the option to allow viewers to download the report. At the top of the report, they'll see a download icon.



They can click the download tab and select the download format from the dropdown (PDF, PowerPoint, Excel, or Word). For PDF downloads, they'll be able to insert a page break after each question.

### Download

Select your Download Format

PDF

Insert a page break after each question

---