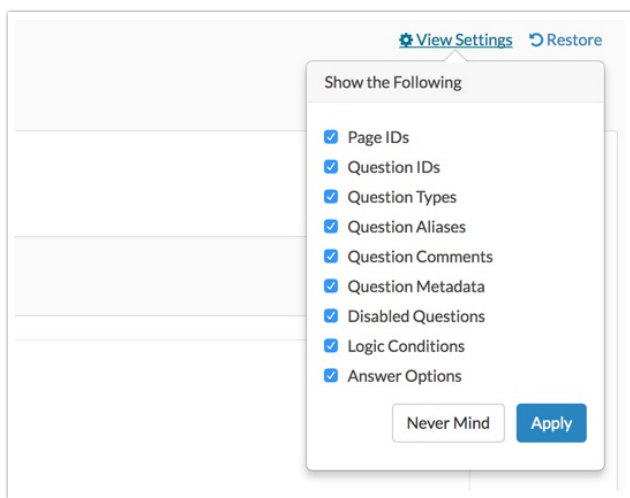


Customize Survey Builder

You can customize the survey **Build** tab to show as much or as little advanced information as needed. These additional options can be very useful for seeing how logic conditions are set up or to assist you in custom scripting. Or to simply make a long, unwieldy survey easier to manage!

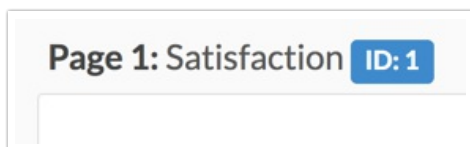
Once you make your selections, these choices will be applied to all surveys in your account.

To get started, click the **View Settings** gear in the upper-right corner of the Build tab. You can select any combination of the following options to show in the Builder:



Page ID

Show or hide the Page ID numbers, which can get confusing when you move pages from their initially created position. Page ID numbers are displayed directly to the right of your Page Title. Page IDs are automatically assigned and cannot be modified.



Question ID and Question Type

Question IDs are unique per question and are useful when writing custom scripts. Question IDs are automatically assigned and cannot be modified.

Question types simply list what type of question you're looking at! Both pieces of information are displayed directly below each survey question.

1. Based on your most recent experience with us, how likely are you to recommend our product to a friend or colleague?

0 1 2 3 4 5 6 7 8 9 10

ID: 2
Type: Net Promoter Score

Question Alias

A question Alias or variable name can be used in custom scripting to target a question or in Exports to view a short name instead of the question title. The Alias is displayed below each survey question.

ID: 2
Type: Net Promoter Score
Alias: NPS

Question Comments

See the Comments from the stakeholders you sent the survey via **Invite Others to Test** from the Test tab or from **Preview**.

Comments: 1 View Comments ▾

🔒 DC Comics Fan More DC characters! 7 Seconds Ago ✕

Great idea!

Internal Comment (Only visible to logged in users) Add Comment

Question Metadata

This option will display many of the options you use to customize your questions when editing a question. You will see a lot of individual options from the View Settings list compiled here for ease of use.

Unemployed
 Retired
 Other - Write In

ID: 6
 Type: Radio Buttons
 Answer options are randomized
 Alias: JOB

Disabled Questions

Allows you to hide or view disabled questions in your survey. A disabled question that is set to show will appear grayed out in the Builder.

Will you be attending the event? *
 Yes
 No
 ID: 5
 Type: Radio Buttons
 Required

1. Satisfaction *
 1 2 3 4 5
 customer service *
 product *

Logic Conditions

Allows you to hide or display the option to view the Logic Conditions applied to questions.

This question has display logic
 Show if: "Elapsed Survey Time" is greater than "10"
 View Conditions ▾

This question has answer validation
 Min . answers = 3 (if answered)
 Max . answers = 3 (if answered)
 View Conditions ▾


1. Pick the top three heroes for a Super Hero Dream Trio! *
 Batman Hulk
 Spider-Man Captain America

Answer Options





To hide or display the answer options in a question. This is useful when you have long lists of answer options already setup that you don't need to see anymore and you're now working on

ensuring your logic conditions are properly set up.

When you elect to not show Answer Options, you will have access to **Show All Pages** (see next section).

 **Comments: 1** View Comments ▾

This question has answer validation View Conditions ▾

1. Pick the top three heroes for a Super Hero Dream Trio!    

ID: 4
Type: Checkboxes
Answer options are randomized
Variable Name: topthree

Related Articles