


Provide Immediate Correct or Incorrect Feedback for Each Survey Question

The Alchemer [Quiz Score](#) is great for giving feedback at the end of a response but what if you want to let your respondents know whether their answer was correct or incorrect immediately? This tutorial will cover how to set this up using [Text/Instruction Elements](#) and some simple [Question Logic](#).

 That's correct! The center of the earth is 10,800 degrees Fahrenheit. That's as hot as the sun!
Click Next for your next question!
[Next](#)

Check it out in an [example survey!](#)

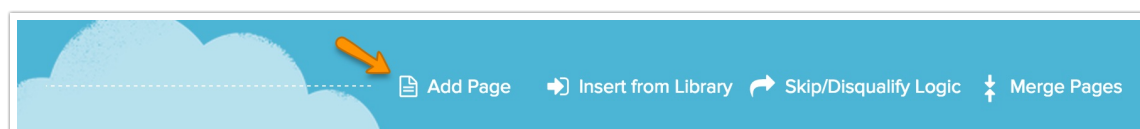
OR

[Add a survey](#) with this question to your account!

Setup

Create a survey and start by building out the survey questions you wish to ask. It is best to set up your survey one question per page if you plan to provide immediate feedback for each question.

Next, add a page to follow each question; these will be your feedback pages.



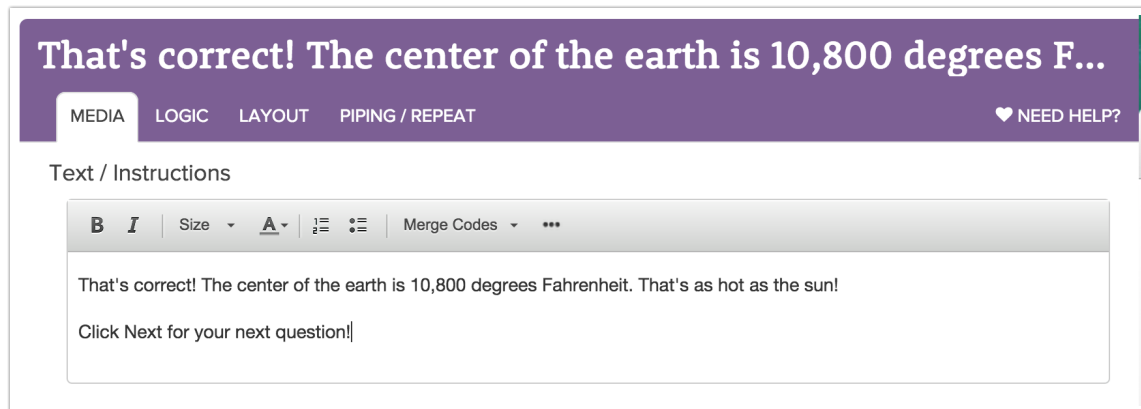
The screenshot shows a blue toolbar with a white dashed line above it. An orange arrow points to the 'Add Page' button, which is represented by a document icon. Other buttons in the toolbar include 'Insert from Library' (with a right-pointing arrow), 'Skip/Disqualify Logic' (with a curved arrow), and 'Merge Pages' (with a vertical double-headed arrow).

On each of your feedback pages you are going to add two Text/Instruction elements, one for the

feedback when the response to the previous question is correct and one for when it is incorrect.

To add a Text/Instruction element, click **Add New Text/Media** on your feedback page.

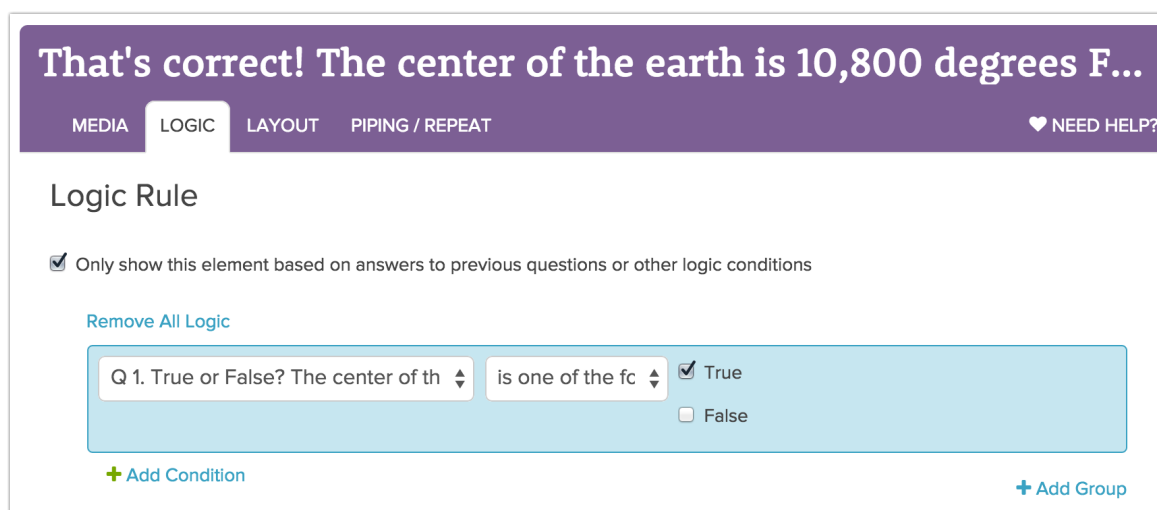
Text/Instruction will be selected by default so just enter the feedback you wish to provide. In our example we're starting with the feedback for when the answer is correct.



The screenshot shows a purple header with the text "That's correct! The center of the earth is 10,800 degrees F...". Below the header is a navigation bar with tabs for "MEDIA", "LOGIC", "LAYOUT", and "PIPING / REPEAT". A "NEED HELP?" link is visible on the right. The main content area is titled "Text / Instructions" and contains a rich text editor with a toolbar (Bold, Italic, Size, Color, Bulleted List, Numbered List, Merge Codes, and a menu icon). The text in the editor reads: "That's correct! The center of the earth is 10,800 degrees Fahrenheit. That's as hot as the sun!" and "Click Next for your next question!"


Next, go to the **Logic** tab of your Text/Instruction element. Check the option to **Only show this element based on answers to previous questions or other logic conditions**. Select the previous question (the question for which you are providing feedback) in the the first dropdown and complete the logic rule.

In our example, we're starting with the feedback for when the answer is correct so, we set up the condition for what constitutes a correct answer. Our question, "True or False? The center of the Earth is very hot," is correct if the respondent answers "True." So, we set up the corresponding logic rule to display the correct feedback.



The screenshot shows the "Logic Rule" configuration page. The purple header is the same as in the previous screenshot. The "LOGIC" tab is selected in the navigation bar. Below the header, the "Logic Rule" section has a checked checkbox for "Only show this element based on answers to previous questions or other logic conditions". A "Remove All Logic" link is present. A logic rule is configured in a light blue box: "Q 1. True or False? The center of th" is selected in the first dropdown, "is one of the fc" in the second dropdown, and the "True" radio button is selected. Below the box are links for "+ Add Condition" and "+ Add Group".

Next, add your Text/Instruction element for when the respondent's answer is incorrect.


 This question has display logic

Show if: Question "True or False? The center of the Earth is very hot." #1 is one of the following answers ("True")



That's correct! The center of the earth is 10,800 degrees Fahrenheit. That's as hot as the sun!

Click Next for your next question!

 This question has display logic

Show if: Question "True or False? The center of the Earth is very hot." #1 is one of the following answers ("False")



Nope! The center of the earth is 10,800 degrees Fahrenheit. That's as hot as the sun!

Click Next for your next question!

Then, simply repeat this process for all questions in your survey. Finally, be sure to test that your feedback is set up correctly!

(Optional) Add Images to Your Feedback Messages

In our example survey we added a green check and a red x images to our feedback messages. If you like how this looks simply upload whatever images you wish to use to your [File Library](#). Then, edit your Text/Instruction elements and click the Full Mode button in the editor tool bar.

Text / Instructions

B

I

Size ▾

A ▾





Merge Codes ▾



Full Mode

| That's correct! The center of the earth is 10,800 degrees Fahrenheit. That's as hot as the sun!

Click Next for your next question!

Next, click the Insert Image button in the editor toolbar.

Related Articles