

Using the Fixed Setting with Piping and Randomization


The **Fixed** setting for answer options in Alchemer allows you to lock the position of an answer option or multiple answer options within a compatible question.

The **Fixed** setting can be used in conjunction with Piping into Options and Answer Option Randomization to control the position of your answer options.

Using the Fixed Setting when Piping into Options

Piping into options allows you to use the answer(s) (either those that were selected or left unselected) from a previous question as the answer options in a question on a later page.

It is very common to have an already existing answer option in the question that you are piping into, such as 'Not Applicable'.

 This question's options will pipe from answers **selected** in question 2

2. Are any of these your favorite color?

Not Applicable

By default, the Not Applicable option would be the first option presented to the respondent in your follow up question - making for an awkward order of options.

2. Are any of these your favorite color?

Not Applicable 

red


green

blue

Using the **Fixed** setting, we can 'fix' Not Applicable to the bottom of the answer list when piping! To do so, edit the question that you are piping into and then edit the answer option you wish to fix (Not Applicable in this case).

What question do you want to ask?

Are any of these your favorite color?

Not Applicable 

[+ New Answer Option](#) [+ Add Common Answers](#) [+ New "Other", "N/A", etc](#) [+ Paste in Options](#)

[Advanced Options](#)

Toggle the Fixed setting to Yes and click Done. Last, Save Question.

Fixed


Yes No

Disabled

Yes No

Always Exclude From Piping

Yes No



[Never Mind](#) [Done](#)

Your Not Applicable answer option will be fixed at the bottom of the list making for a much cleaner look.

2. Are any of these your favorite color?

red

green

blue

Not Applicable 


Note: Any additional answer options that you may add to the follow-up question will default to the top of the list unless the Fixed setting is toggled to Yes.

Using the Fixed Setting with Answer Option Randomization

Randomization is a very important tool in survey design and is often used to help combat survey bias. You can learn more about answer option randomization [here](#).

Just as in the above example, you may need to control the placement of specific answer options when you have randomization enabled.

You likely want to avoid the following:



1. Select the colors that you enjoy

- green
- yellow
- brown
- blue
- grey
- Other
- orange
- red

An orange arrow points to the empty text box next to the 'Other' option.

In the above example, we want to make sure that the "Other" option stays put, regardless of what the remaining answer options may be doing. We can do this using the **Fixed** setting.

To 'fix' the position of a specific answer option, edit your question and edit the answer option.



- blue ✎ ✕
- yellow ✎ ✕
- orange ✎ ✕
- brown ✎ ✕
- grey ✎ ✕
- Other ✎ ✕

An orange arrow points to the 'Fixed' icon (a small 'x' in a square) next to the 'Other' option.

Toggle the **Fixed** option to **Yes**. Click **Done** and **Save Question**.

Special Settings:

Other

Group Name:

Fixed

Yes No

Disabled

Yes No

Checked By Default:

Never Mind Done

Now, when the answer options in your question are randomized, the Other box will remain in place - giving the question a much cleaner appearance.

1. Select the colors that you enjoy

green

grey

orange

yellow

blue

red

brown

Other

At this time this feature is **not** compatible with Custom Table Question Types.

Related Articles