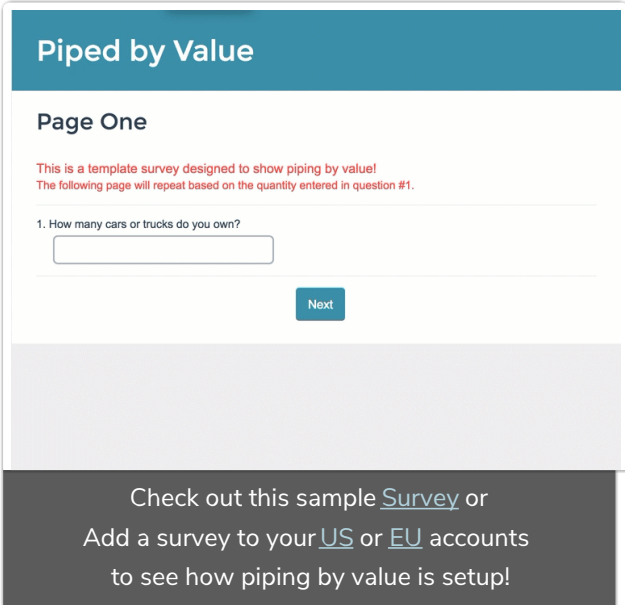


Repeat a Page Based on an Entered Value

Are you looking to repeat questions or pages based on a respondent-entered value?

Say, for example, you want to collect the make, model and year of all cars a respondent owns. You start by asking how many cars the respondent owns and then repeat the make, model, and year questions based on the number of cars the respondent said he or she owned.

We call this piping by value. It is compatible with Number questions as well as Radio Button or Dropdown Menu questions with *numeric reporting values*. There is a maximum of 150 for the piped value!

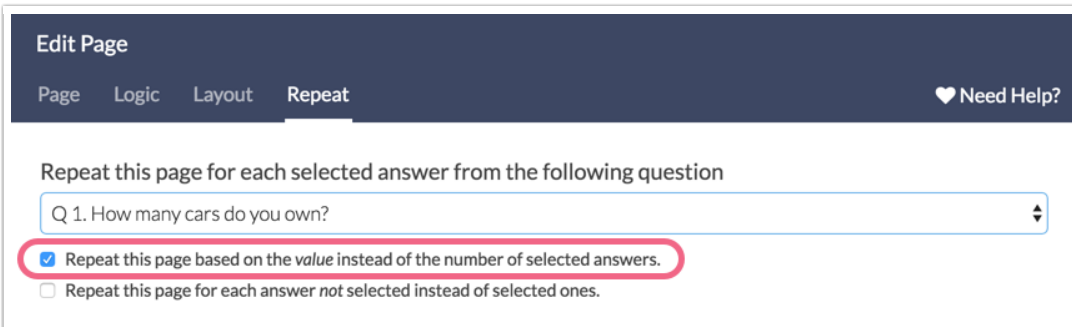


The screenshot shows a survey page titled "Piped by Value". The page is labeled "Page One" and contains a question: "1. How many cars or trucks do you own?". Below the question is a text input field. A "Next" button is positioned to the right of the input field. A red text box above the question states: "This is a template survey designed to show piping by value! The following page will repeat based on the quantity entered in question #1." At the bottom of the screenshot, there is a dark grey box with white text that reads: "Check out this sample [Survey](#) or Add a survey to your [US](#) or [EU](#) accounts to see how piping by value is setup!"

Setup

To set this up:

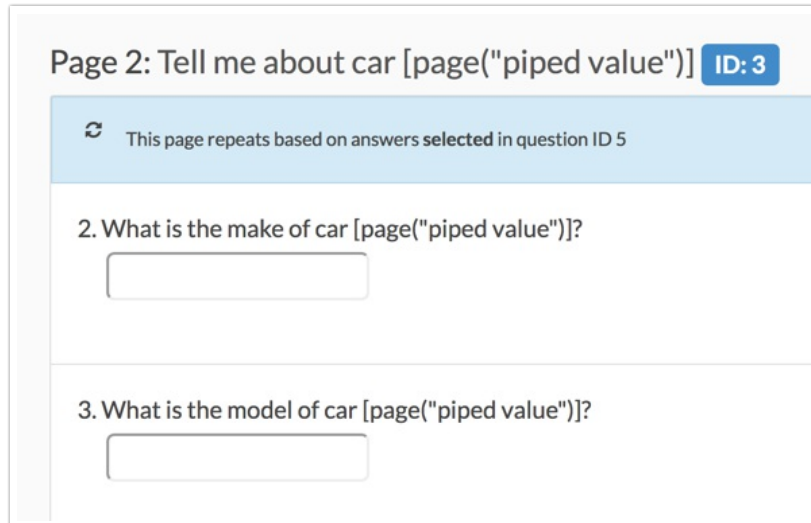
1. Create the question to collect the value to pipe from. This can be a **number** question or a **radio button** or **dropdown menu** question with *numeric reporting values*.
2. On a subsequent page, set up the question/s you would like to repeat.
3. Once the question/s are set up, edit the page settings of the page you wish to repeat.
4. On the **Repeat** tab, select the number question you are piping from.
5. Below the piped question selection, check the option to **Repeat this page based on the value** instead of the number of selected answers.



The screenshot shows the "Edit Page" interface. The "Repeat" tab is selected. Below the tab, there is a dropdown menu with the text "Repeat this page for each selected answer from the following question". The dropdown menu is open, showing "Q 1. How many cars do you own?". Below the dropdown menu, there are two radio button options: "Repeat this page based on the value instead of the number of selected answers." (which is selected) and "Repeat this page for each answer not selected instead of selected ones.".

Display Piped Value in Question Text or Page Title

Using the `[page("piped value")]` merge code you can display the instance of the value in the question titles of each of your questions and/or in the page title. This will help your respondent to understand which instance of the piped value they are responding to.



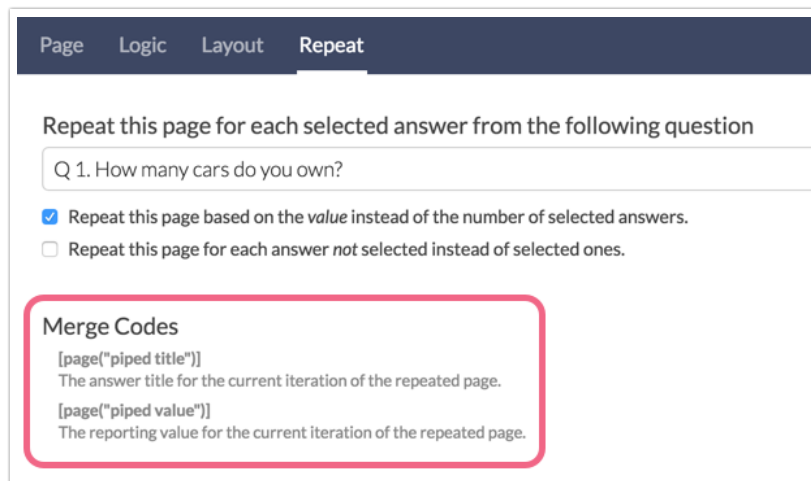
Page 2: Tell me about car [page("piped value")] ID: 3

This page repeats based on answers selected in question ID 5

2. What is the make of car [page("piped value")]?

3. What is the model of car [page("piped value")]?

The merge code can be copied and pasted from the **Repeat** tab in the page editor, from this tutorial, or the merge code tutorial!



Page Logic Layout Repeat

Repeat this page for each selected answer from the following question

Q 1. How many cars do you own?

Repeat this page based on the *value* instead of the number of selected answers.

Repeat this page for each answer *not* selected instead of selected ones.

Merge Codes

`[page("piped title")]`
The answer title for the current iteration of the repeated page.

`[page("piped value")]`
The reporting value for the current iteration of the repeated page.

Limitations

There is a maximum of 150 for the piped value. If your respondents enter a number larger than 150 the following error will be returned:

Error: Maximum piped responses exceeded (150).

If a very large number is entered respondents may receive a Server Error. We recommend setting validation on your Textbox question to cap entries at 150 or less, because that's a lot of data!

Related Articles
