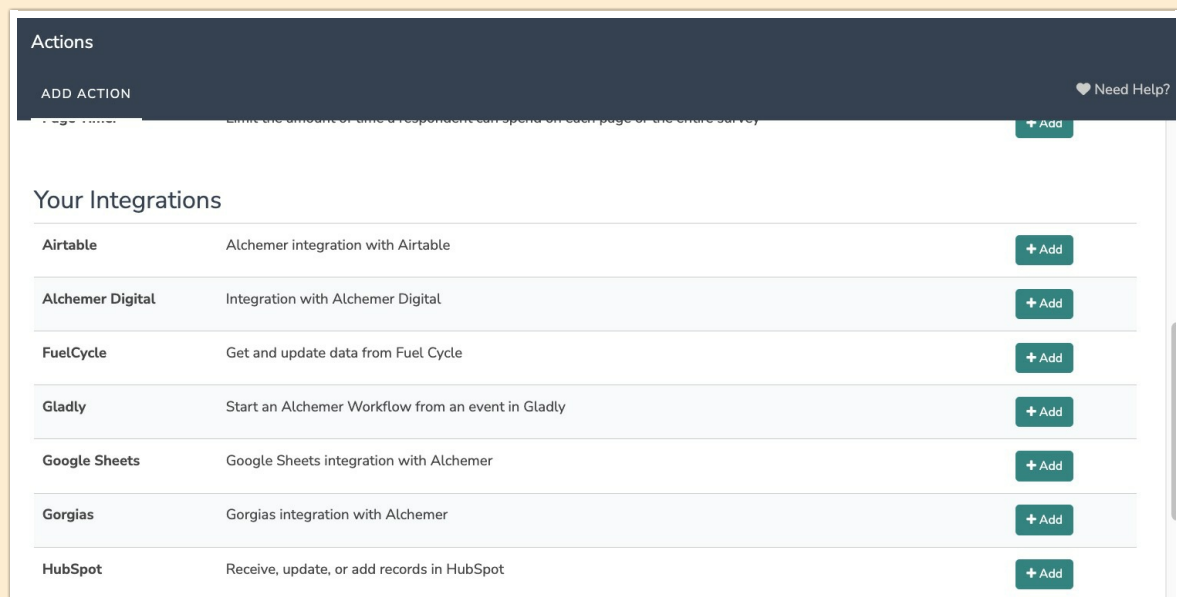


Copy a Survey

As a best practice, Alchemer recommends that customers rebuild surveys at least once-a-year. Old surveys (over a year old) that are copied and re-used numerous times can become corrupted.

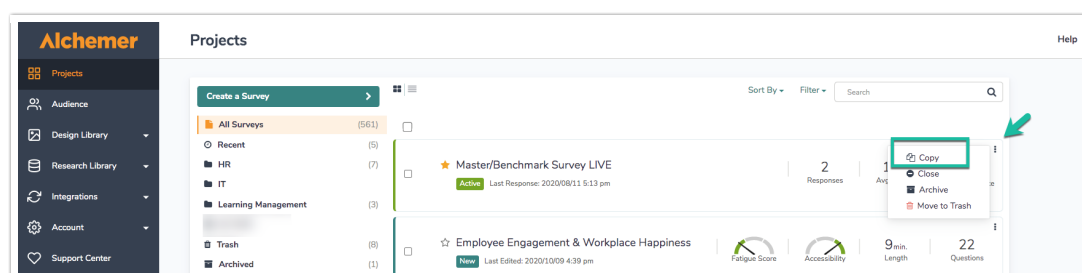
When you copy a survey, any integration actions that you've built and added from the "Your Integrations" section will need to be deleted and rebuilt.



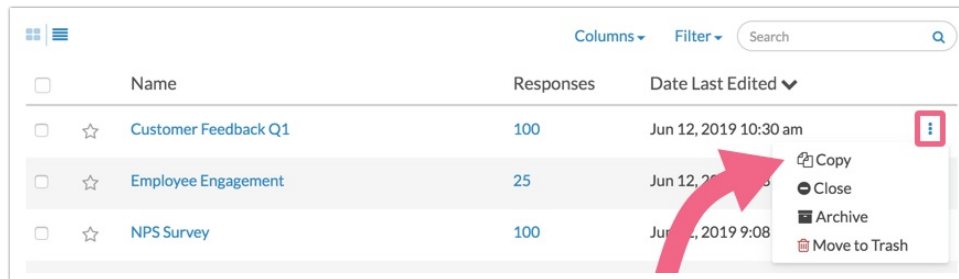
There are two ways to copy a survey. You can find the survey you wish to copy then copy it or create a survey then search for the survey you wish to copy. The method you choose will probably depend on the number of surveys you have in your account.

Option 1: Find the survey then copy

To copy a survey in list view click the ellipsis on the right-hand side of your survey and select **Copy Survey**. From here give your new survey a name and click **Start Building**.



The same applies to table view. click the ellipsis on the right-hand side of your survey and select **Copy Survey**.



Option 2: Create a survey then search for the survey to copy

You can also create a copy of a survey when you click the **Create Survey** button.

1. When the window appears, click **Copy Survey** in the left-hand column.
2. In the first field give your new survey a name.
3. In the second field search for the survey to copy; you can search by name or ID number.

A screenshot of the 'Create Survey' dialog box. On the left, there is a dark sidebar with four options: 'Blank Survey', 'Use a Template', 'Copy a Survey' (selected with a right-pointing arrow), and 'Import from Word'. The main area contains the following fields and options:

- 'What would you like to name this Survey?' with a text input field containing 'Example: 2020 Product research'.
- 'What project would you like to copy?' with a search input field containing 'search by name or ID' and a magnifying glass icon.
- Four checkboxes: 'Copy Reports', 'Copy Email Campaigns', 'Copy Links', and 'Make Survey Anonymous'.
- At the bottom, there are 'Cancel' and 'Start Building' buttons.

Copy Email Campaigns, Links, Reports, and Anonymous Setting

When copying your survey you can also select to copy any of the existing reports, email campaigns or share links along with the survey. You can also decide to [make the copy anonymous](#)*. For example, you may want to choose the copy reports option if you have spent a lot of time customizing a Standard Report. This will save you some time when you start reporting on your copied survey.

**If your account has been configured to [force all surveys to be anonymous](#), this option will not be available on an individual survey basis.*

○ Blank Survey

○ Use a Template

➔ Copy a Survey

○ Import from Word

What would you like to name this Survey?

Example: 2020 Product research

What project would you like to copy?

search by name or ID

☐ Copy Reports

☐ Copy Email Campaigns

☐ Copy Links

☐ Make Survey Anonymous

Cancel

Start Building

FAQ

Is page randomization included when copying a survey?

At this time, page randomization is not included when copying surveys.

Related Articles